

# Benchmarking Report

Company Name: **Kodak Alaris Australia Pty Ltd**

Trading As:

ABN: **26164376881**

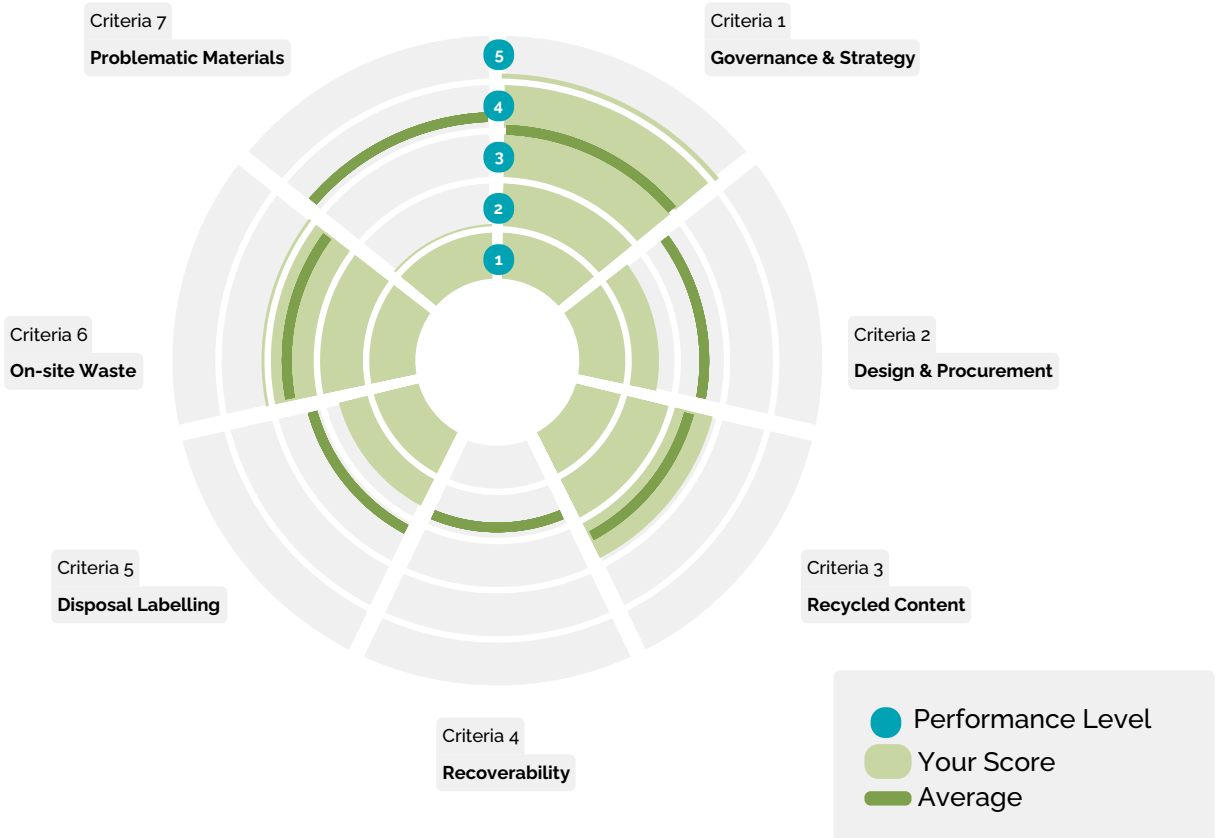
## Overall Performance

The chart below indicates your organisation's overall performance in the 2022 APCO Annual Report compared to the average score of all other APCO Members who submitted the same version of the APCO Annual Report as your organisation by July 14, 2022. You achieved an overall score of 37% - **Good Progress** while the average of all APCO Members was 51% - **Advanced**.



## Criteria Performance – All Members

The figure below indicates your organisation's criteria performance in the 2022 APCO Annual Report compared to the average score of all other APCO Members who submitted the same version of the APCO Annual Report as your organisation by July 14, 2022.

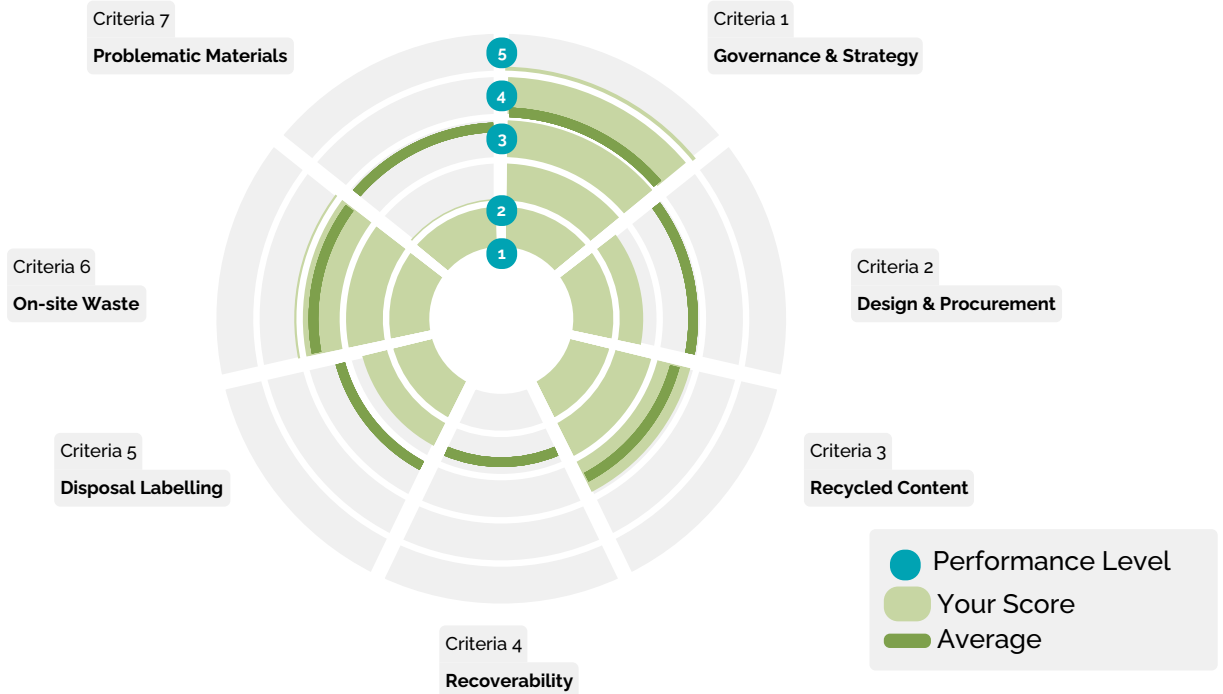


### Contact

A: Suite 1102, Level 11, 55 Clarence Street, Sydney, NSW, 2000  
E: apco@apco.org.au

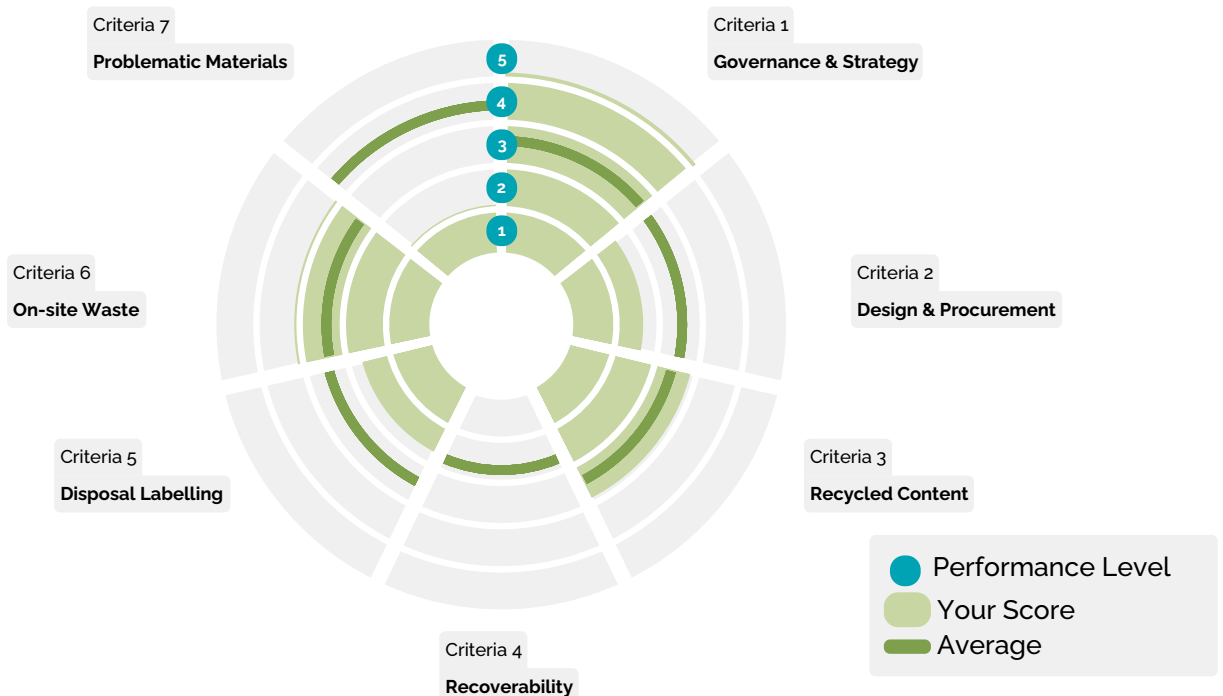
**Criteria Performance – Industry Sector: Electronics**

The figure below indicates your organisation's criteria performance in the 2022 APCO Annual Report compared to the average score of other APCO Members in the **Electronics** industry sector who submitted the same version of the APCO Annual Report as your organisation by **July 14, 2022**



**Criteria Performance – Turnover Bracket: Small**

The figure below indicates your organisation's criteria performance in the 2022 APCO Annual Report compared to the average score of other APCO Members in the **Small** turnover bracket who submitted the same version of the APCO Annual Report as your organisation by **July 14, 2022**



## About APCO Annual Reporting

### Understanding APCO Annual Reporting performance levels:

- 1 Getting Started:** You are at the start of your packaging sustainability journey.
- 2 Good Progress:** You have made some first steps on your packaging sustainability journey.
- 3 Advanced:** You have taken tangible action on your packaging sustainability journey.
- 4 Leading:** You have made significant progress on your packaging sustainability journey.
- 5 Beyond Best Practice:** You have received the highest performance level and have made significant progress on your packaging sustainability journey.

### Packaging Sustainability Framework criteria

- |   |   |
|---|---|
| Criteria 1:<br><b>Governance &amp; Strategy</b> | This criteria considers actions to integrate packaging sustainability into business strategies.   |
| Criteria 2:<br><b>Design &amp; Procurement</b>  | This criteria considers actions taken to ensure that sustainability principles are considered in the design or procurement of both new and existing packaging through use of the Sustainable Packaging Guidelines (SPGs). |
| Criteria 3:<br><b>Recycled Content</b>          | This criteria considers actions taken to increase or optimise the amount of recycled material used by your organisation.  |
| Criteria 4:<br><b>Recoverability</b>            | This criteria considers actions taken to improve the recovery of packaging at end-of-life and increase use of reusable packaging.   |
| Criteria 5:<br><b>Disposal Labelling</b>        | This criteria considers the extent to which packaging has been labelled to help consumers determine what to do with packaging at end-of-life.   |
| Criteria 6:<br><b>On-site Waste</b>             | This criteria considers progress in increasing the amount of on-site solid waste being diverted from landfill.  |
| Criteria 7:<br><b>Problematic Materials</b>     | This criteria considers the extent to which organisations are actively phasing out problematic and unnecessary single-use plastic packaging and preventing/reducing litter.   |